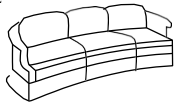

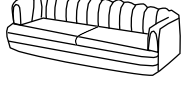

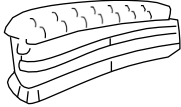




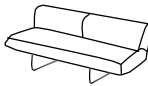




















MEASUREMENTS

EXCEPTIONAL LEATHER SINCE 1927

Here is a helpful guide to determine how much material you should purchase. Feel free to browse our selections by color, name, or style. If you have any questions, you can contact us and we will provide you with further assistance. Based on a hide size of 50-55 sf, 18 sf of leather = 1 linear yard of 54" wide fabric

A1  160 sq ft 10 yds	A2  256 sq ft 16 yds	A3  192 sq ft 12 yds	A4  160 sq ft 10 yds	A5  192 sq ft 12 yds	B1  144 sq ft 9 yds
B2  192 sq ft 12 yds	B3  112 sq ft 7 yds	B4  144 sq ft 9 yds	B5  160 sq ft 10 yds	C1  128 sq ft 8 yds	C2  96 sq ft 6 yds
C3  160 sq ft 10 yds	C4  96 sq ft 6 yds	C5  160 sq ft 10 yds	D1  192 sq ft 12 yds	D2  80 sq ft 5 yds	D3  96 sq ft 6 yds
D4  96 sq ft 6 yds	D5  80 sq ft 5 yds	E1  64 sq ft 4 yds	E2  80 sq ft 5 yds	E3  64 sq ft 4 yds	E4  64 sq ft 4 yds
E5  64 sq ft 4 yds	F1  80 sq ft 5 yds	F2  80 sq ft 5 yds	F3  96 sq ft 6 yds	F4  80 sq ft 5 yds	F5  96 sq ft 6 yds
G1  80 sq ft 5 yds	G2  96 sq ft 6 yds	G3  80 sq ft 5 yds	G4  80 sq ft 5 yds	G5  80 sq ft 5 yds	



MILTON SOKOL

SINCE 1927